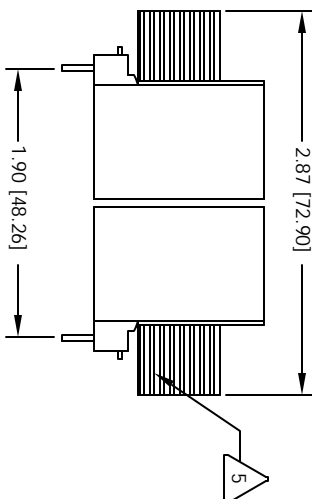
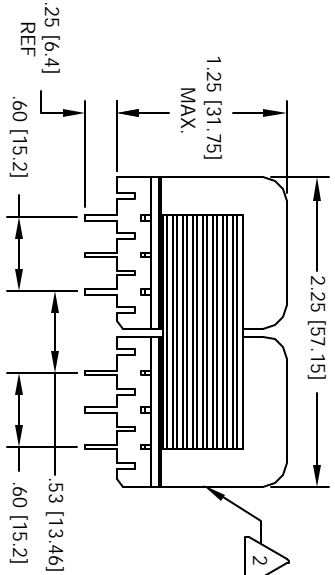
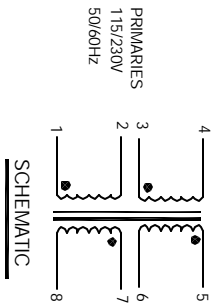


The information contained in this drawing is the sole property of CWS/Specialist. Any reproduction in part or whole without written permission of CWS/Specialist is prohibited.

REVISION HISTORY

REV	ECN	DESCRIPTION	BY	DATE	CHK	DATE
A		PRODUCTION RELEASE	TKR	4/13/05	JLAV	4/13/05



2.25 [57.15]
1.25 [31.75] MAX.
.25 [6.4] REF
.60 [15.2]
.53 [13.46]
.60 [15.2]

FRONT VIEW

SIDE VIEW

2.87 [72.90]
1.90 [48.26]

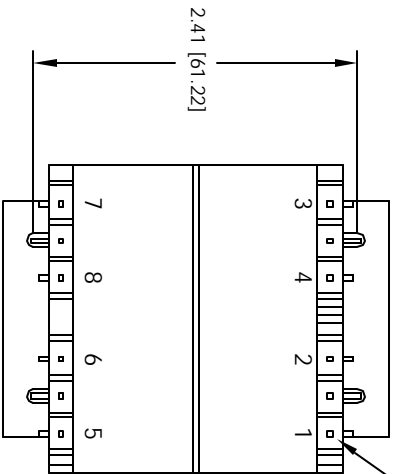
12X
.041 [1.0] SQ

- 5 WHERE SHOWN, USING A PERMANENT MARKING METHOD MARK PART NUMBER AND REVISION
- CONTACT CWS FOR MORE INFORMATION BUT NOT CERTIFIED OR TESTED BY THESE AGENCIES DESIGNED TO MEET UL, CSA, TUV STANDARDS, CONCENTRIC CONSTRUCTION
- 4 CONSTRUCTION:

PRIMARY INPUT VOLTAGE (2+3) = 230 VAC, 50/60 HZ
 PRIMARY INPUT VOLTAGE (1+3, 4+2) = 115 VAC, 50/60 HZ
 PARALLEL CONNECTION (5+7,6+8) = 12V @ 2.00 A
 SERIES CONNECTION (6+7) = 24V C.T. @ 1.00 A
 SECONDARY RMS RATING:-
 VOLT-AMPERES RATING = 24 VA
 SPECIFICATIONS @ 25°C

- 3 WIRE: UL RECOGNIZED 130°C RATED MAGNET WIRE
 CWS BYTE-MARK OR OTHER APPROVED PART
 CORE: 50 Hz / 60 Hz LAMINATION

- 2 BOBBIN RATING CLASS B (130°C) REQUIRED
 MATERIAL: UL RECOGNIZED 94V-0 FOR FLAMMABILITY
- NOTES: UNLESS OTHERWISE SPECIFIED,
 READ NOTES FROM BOTTOM TO TOP



BOTTOM VIEW

UNLESS OTHERWISE SPECIFIED
DIMENSIONS AND TOLERANCE PER ANSI Y14.4M AND DIMENSIONS IN PARENTS
TOLERANCE NOTCHES ±.015
TOLERANCE NOTCHES ±.015
TOLERANCE NOTCHES ±.015
ANGLE PROJECTION
DO NOT SCALE DRAWING

QTY	CODE	IDENT	MFG. P/N	DESCRIPTION	ITEM NO.
				PARTS LIST	
				CWS Coil Winding Specialist	
				1510 E. Edinger Ave. Unit B, Santa Ana, CA 92705	
				Power Transformer	
				EPL Series, 24V, 1.250" High	
				SIZE: DMC NO.	
				EPL-24-24	REV A
				SCALE: 1=1	
				SHEET 1 OF 1	